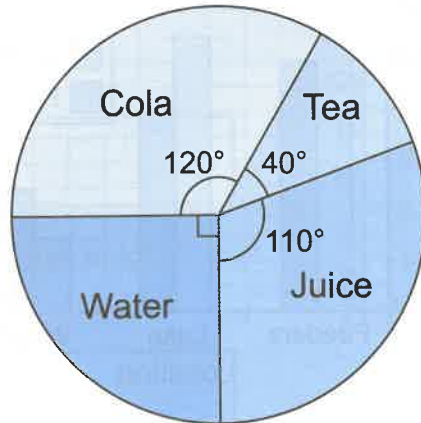



Pie Charts

1 Sasha asks the 36 guests at her party what they would like to drink. She makes a pie chart to show her results.



Which drink was the most popular?



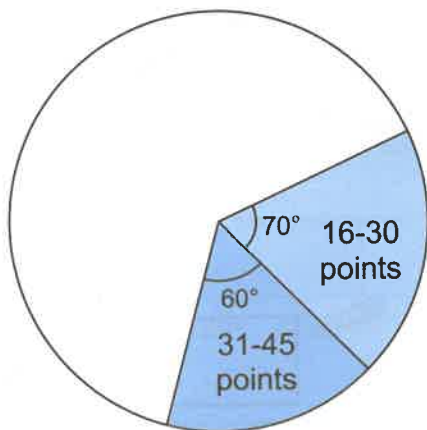
1 mark

Put a tick next to all the statements below that are **true**.


- Exactly four times as many guests wanted cola as wanted tea.
- One third of the guests wanted juice.
- 9 guests wanted water.

1 mark

2 Jing threw a dart at a dartboard 48 times. This incomplete pie chart will be used to show the results of his throws.



What fraction of the throws scored 31-45 points?



1 mark

Jing scored 1-15 points on 24 of his throws. What size should the angle be for this sector?



1 mark

"I can draw and read pie charts."

